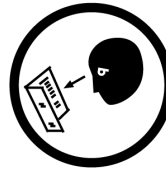




# TOOL TROLLEY CONTOUR 60 SUPER WIDE Part No. K7860

## OPERATION MANUAL

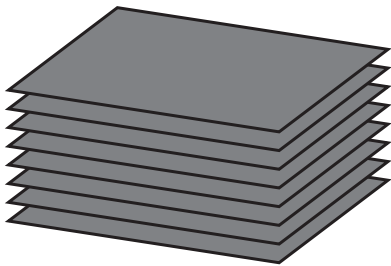
**DRAWER LOAD LIMIT: 30kg**  
**CASTOR LOAD LIMIT: 250kg**



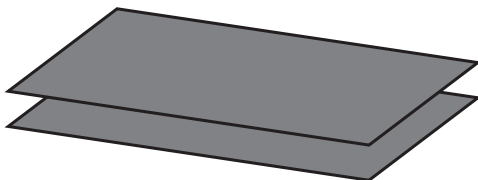
### **⚠ IMPORTANT:**

THIS OPERATING MANUAL CONTAINS  
IMPORTANT SAFETY INFORMATION. READ  
CAREFULLY AND UNDERSTAND ALL  
INFORMATION BEFORE OPERATING TOOL.  
SAVE THIS MANUAL FOR FUTURE USE.

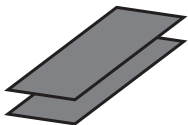
## PARTS LIST



**8 x Liners for drawer large  
shallow, large medium and  
extra large deep**



**2 x Liners for drawer extra  
large left and right**



**2 x Liners for drawer  
small and air station**



**4 x 5mm  
Hex Bolts**



**2 x Keys**



**2 x Trolley Handles**

## TOOLS NEEDED



**5mm Hex Key**

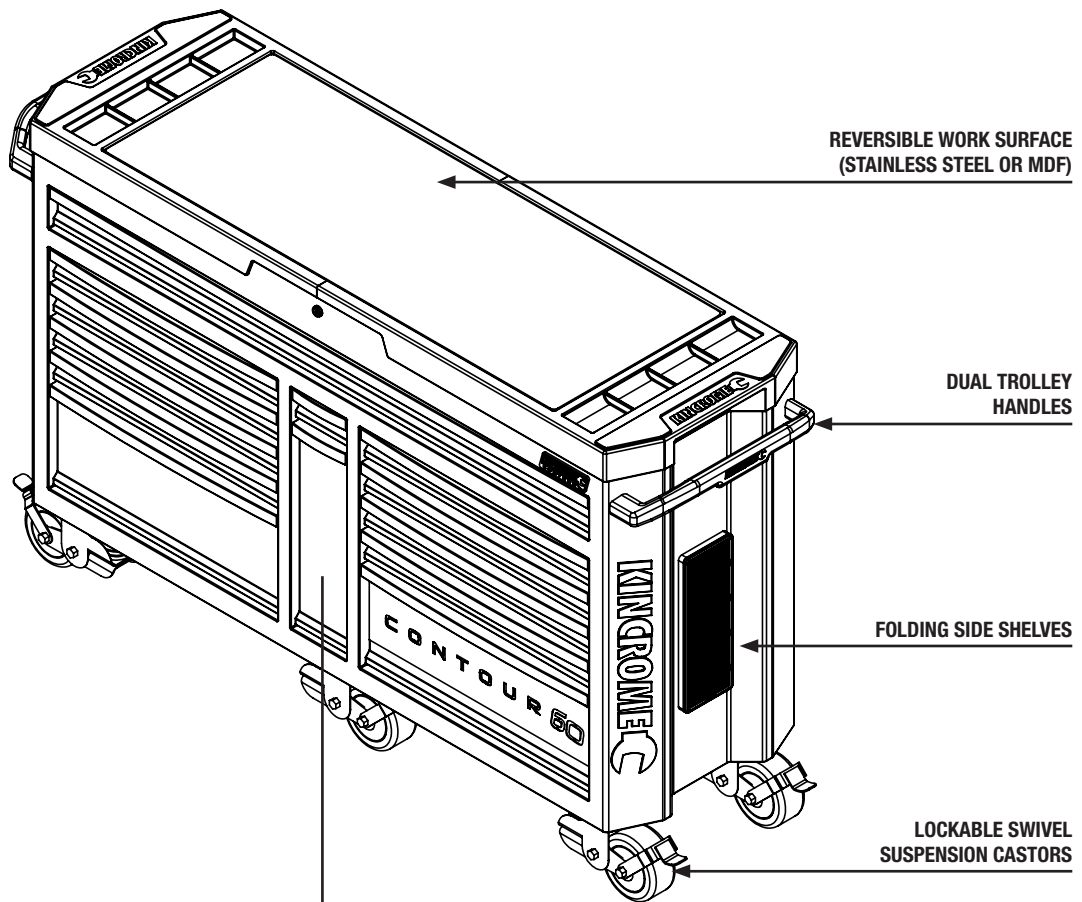


# TOOL TROLLEY CONTOUR 60 SUPER WIDE Part No. K7860

## ASSEMBLY INSTRUCTIONS

**Step 1:** Get assistance to lift the trolley and slide the pallet from under the trolley. Castors are pre fitted.

**Step 2:** Using the 5mm Hex key provided, attach the 2 side trolley handles.



### AIR TOOL STATION

HANGS VARIOUS AIRTOOLS IN AN INVERTED POSITION USING FITTED NITTO STYLE AIR FITTINGS.



### STORAGE OPTIONS

CAN ACCEPT 1 OR 2 K7748 CONTOUR CHESTS. (SOLD SEPARATELY)





# TOOL TROLLEY CONTOUR 60 SUPER WIDE Part No. K7860

## SPARE PARTS



## REPLACEMENT PARTS

ITEM	PART NO.	DESCRIPTION	QUANTITY
1	K7860-1	MDF / STAINLESS STEEL TOP	1
2	K7860-2	LOCK & KEY	1
3	K7860-3	KEY ONLY (SPECIFY NUMBER)	1
4	K7860-4	PLASTIC TROLLEY TOP (1)	1
5	K7860-5	TROLLEY HANDLE (2)	1
6	K7860-6	ALUMINIUM DRAWER GRIP SMALL	1
7	K7860-7	ALUMINIUM DRAWER GRIP LARGE	1
8	K7860-8	ALUMINIUM DRAWER GRIP XLARGE (LEFT)	1
9	K7860-9	ALUMINIUM DRAWER GRIP XLARGE (RIGHT)	1
10	K7860-10	DRAWER LARGE SHALLOW	1
11	K7860-11	DRAWER LARGE MEDIUM	1
12	K7860-12	DRAWER LARGE DEEP	1

ITEM	PART NO.	DESCRIPTION	QUANTITY
13	K7860-13	DRAWER EXTRA LARGE LEFT	1
14	K7860-14	DRAWER EXTRA LARGE RIGHT	1
15	K7860-15	DRAWER AIR STATION	1
16	K7860-16	SMALL DRAWER	1
17	K7860-17	BALL BEARING SLIDES SC (2)	1
18	K7860-18	SWIVEL CASTOR (1)	1
19	K7860-19	SWIVEL CASTOR WITH LOCK (1)	1
20	K7860-20	CASTOR NUT & BOLT KIT	1
21	K7860-21	FOLDING SIDE SHELF	1
22	K7860-22	STAINLESS STEEL FASCIA	1
23	K7860-25	EVA MAT PACK (12)	1

## Caution: Take Safety Precautions When Using Your Toolbox



Do not open more than one drawer at a time.



Do not step on drawers.



Do not let children near the Toolbox.



Do not separate Chest from Trolley.



Do not exceed Drawer Load Limit



Not suitable for mounting in Vehicles



Set the brake on the locking castors unless you are moving the Toolbox.



Lock drawers and lid before moving the Toolbox.

**KINCROME**  
TOOLS + EQUIPMENT™

National Head Office  
National Distribution and Showroom  
3 Lakeview Dve, Caribbean Business Park  
Scoresby Victoria 3179 Australia

ABN 41 007 185 006

Administration  
T (03) 9730 7100 F (03) 9730 7199

Customer Service Centre  
T 1300 657 528 F 1300 556 005

E enquiries@kincrome.com.au  
W kincrome.com.au